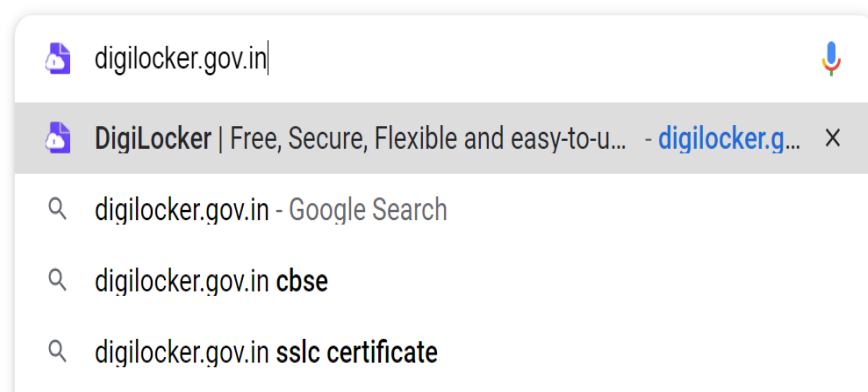


Instructions for the students to open account in the Digilocker

1. Visit digilocker.gov.in
2. Click on "Sign Up".
3. Fill in the relevant information in the space provided.
4. Submit the OTP received in the mobile registered with aadhaar.

Step by step Instructional guide



1)visit **digilocker.gov.in**



2)Click on "Sign Up".

The screenshot shows the homepage of digilocker.gov.in. At the top, the browser address bar displays 'digilocker.gov.in' with a red arrow pointing to it. The website header includes the DigiLocker logo and the text 'Document Locker Empower Citizens'. On the right side of the header, the 'Sign Up' button is circled in red with a red arrow pointing to it. The main content area features a purple banner with the text 'Join the National Digital Health Ecosystem' and 'Health ID is the first step towards safe and efficient digital healthcare. It enables you to access your digital lab reports and prescriptions from participating healthcare providers.' Below this, it says 'Sign in to DigiLocker to create your Health ID'. There are also logos for the national health authority and Health ID, and buttons for 'Get it on Google Play' and 'Get it on App Store'. Below the banner, there is a 'Most Popular' section with four cards: 'AADHAAR CARD', 'Driving Licence', 'Vehicle Registration', and 'HSC Mar'. At the bottom, it says 'Central Government' and 'View All (22)'. The URL 'https://digilocker.gov.in/#carousel-1' is visible in the bottom left corner.

3) Fill in the relevant information in the space provided

 **DigiLocker**
Document Wallet to Empower Citizens

Creating account is fast and easy!


Full Name* (as per Aadhaar)

Date of Birth* (as per Aadhaar)


Date Month Year

Male Female Other

Mobile Number*

Set 6 digit security PIN* 

Email ID

Aadhaar Number 

DigiLocker uses Aadhaar to verify identity of the user and also enable authentic document access

Submit

By signing up, you agree to DigiLocker's Terms and Privacy Policy


Already have an account? [Sign In](#)

4) Submit the OTP received in the mobile registered with aadhaar

DigiLocker
Document Wallet to Empower Citizens

Verify Mobile OTP

DigiLocker has sent you an OTP to your registered mobile (xxxxxx2762)



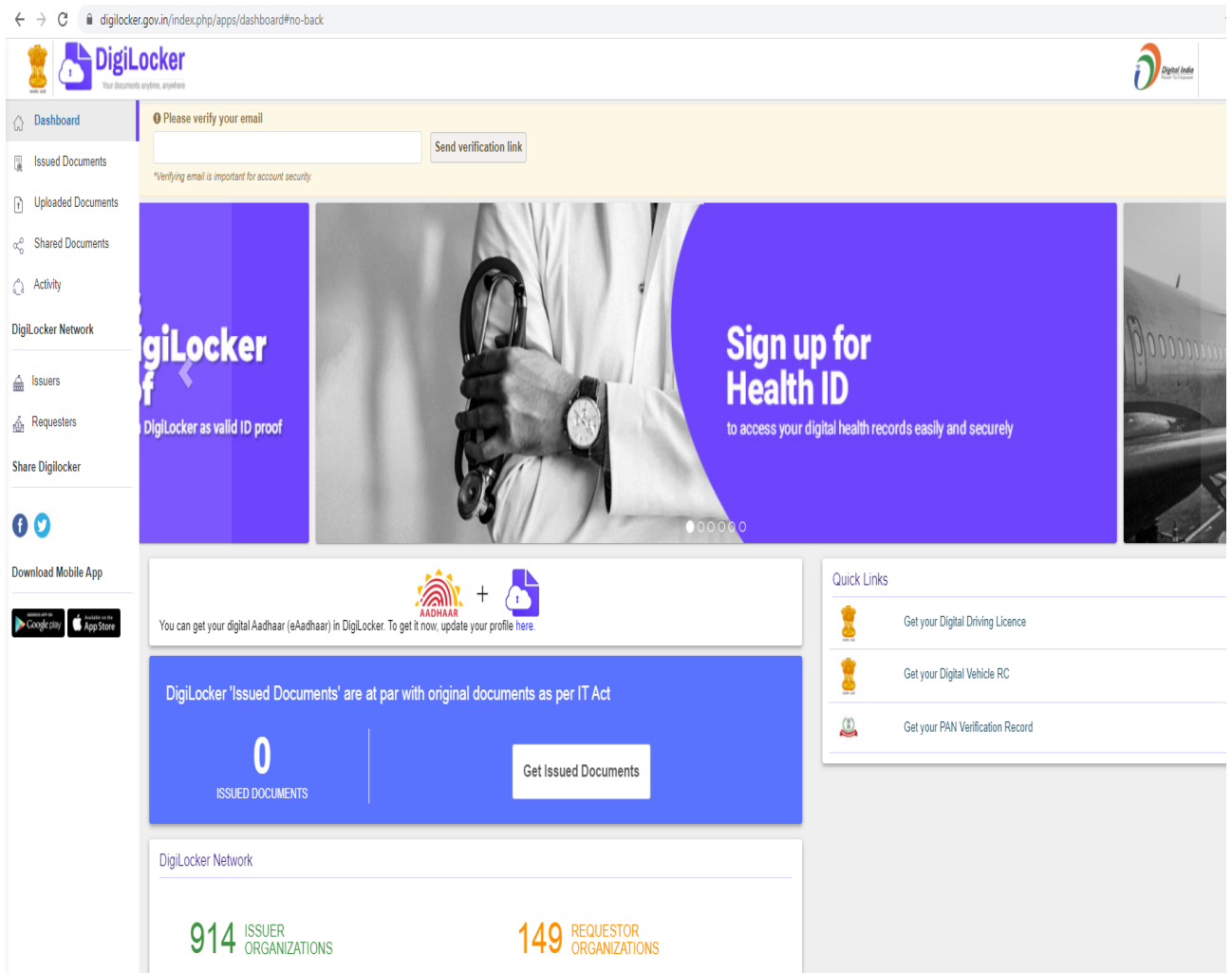
Please enter 6 digit OTP to complete verification

Wait few minutes for the OTP,
don't refresh or close!

Submit

Didn't get the OTP? Resend OTP

5)After submitting the OTP you will be automatically logged into the digilocker account



Sd/-
CONTROLLER OF EXAMINATIONS